



S1. Are you at least 18 years old and registered to vote in Colorado? Yes 100%
No -
VOL: (Don't know/Refused) -

S2. As you may know, there [11/7 - 11/8] is/ [11/9] was an election for Governor, Senate, Congress, and other offices this year. [11/7- 11/8] Have you already voted in the election, or have you been unable to vote yet, like many others? [11/9] Did you vote in the election or were you unable to vote, like many others? Yes - Voted 100%
No - Did not vote -
VOL: (Don't remember/Refused) -

This survey is being conducted for research purposes only. We respect the privacy of your vote and promise all your responses are confidential.

P1. When it comes to politics, do you generally think of yourself as a strong Democrat, not very strong Democrat, strong Republican, not very strong Republican, an independent, or some other political party? [IF INDEPENDENT/OTHER] Do you think of yourself as closer to the Democratic Party or the Republican Party?
Strong Democrat 27%
Weak Democrat 8
Independent / Closer to the Democrats 12
Independent 11
Independent / Closer to the Republicans 9
Weak Republican 9
Strong Republican 23
VOL: (Don't know/Refused) 1

DEMOCRAT (NET) 36%
INDEPENDENT (NET) 33
REPUBLICAN (NET) 31

DEMOCRAT W/ LEANERS (NET) 48%
REPUBLICAN W/ LEANERS (NET) 40

P2. How important is politics to your personal identity? Very important 31%
Somewhat important 41
Not too important 20
Not at all important 7
VOL: (Don't know/Refused) *

IMPORTANT (NET) 73%
NOT IMPORTANT (NET) 27

Q2A. [SPLIT A] In general, would you say things in the United States are headed in the right direction, or are things off on the wrong track? Right direction 26%
Wrong track 71
VOL: (Neither/Mixed) 1
VOL: (Don't know/Refused) 3

Q2B. [SPLIT B] In general, would you say things in Colorado are headed in the right direction, or are things off on the wrong track? Right direction 49%
Wrong track 51
VOL: (Neither/Mixed) *
VOL: (Don't know/Refused) *

Q3. Do you approve or disapprove of the job Joe Biden is doing as president?

Strongly approve	20%
Somewhat approve.....	26
Somewhat disapprove	9
Strongly disapprove.....	43
VOL: (Not sure/Don't remember/Refused)	2
APPROVE (NET).....	46%
DISAPPROVE (NET).....	53

VG0V. In the election for Governor, for which candidate did you vote?

[This survey is being conducted for research purposes only. We respect the privacy of your vote and promise all of your responses are confidential.]

Democrat Jared Polis	58%
Republican Heidi Ganahl.....	38
Another candidate	2
Did not vote for Governor	1
VOL: (Don't remember/Refused)	1

Q4. [IF NOT POLIS] Did you, at any point in this campaign, think about voting for Democrat Jared Polis?

Yes	14%
No	86
VOL: (Don't know/Refused)	-

Q5. [IF NOT GANAHL] Did you, at any point in this campaign, think about voting for Republican Heidi Ganahl?

Yes	9%
No	91
VOL: (Don't know/Refused)	-

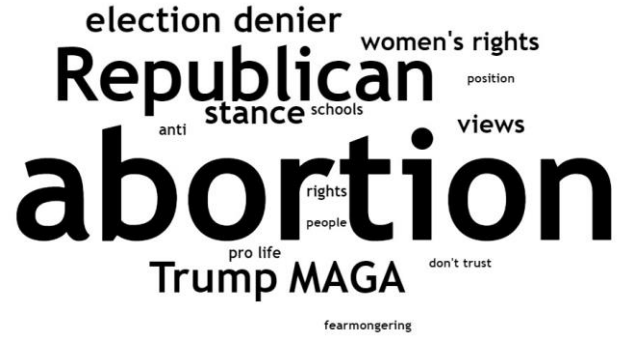
GOVSUM. [IF VOTED FOR POLIS OR GANAHL] Polis v. Ganahl Solid/Wavering

Solid Polis.....	54%
Wavering Polis.....	4
Wavering Ganahl.....	5
Solid Ganahl	33
Total Considered Polis	63%
Total Considered Ganahl	42%
Total Wavering	9


Q6A. [IF POLIS & SPLIT A] What were the one or two things about Jared Polis that most made you want to vote FOR him?



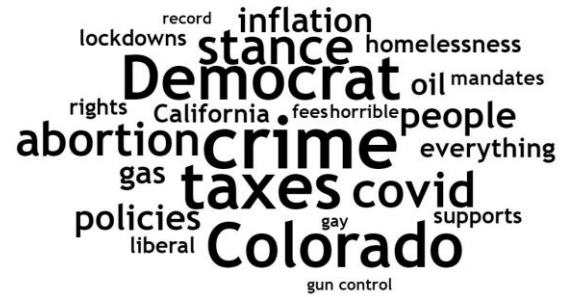
Q6B. [IF POLIS & SPLIT B] What were the one or two things about Heidi Ganahl that most made you want to vote AGAINST her?



Q7A. [IF GANAHL & SPLIT A] What were the one or two things about Heidi Ganahl that most made you want to vote FOR her?



Q7B. [IF GANAHL & SPLIT B] What were the one or two things about Jared Polis that most made you want to vote AGAINST him?



VSEN. In the election for U.S. Senate, for which candidate did you vote?

[This survey is being conducted for research purposes only. We respect the privacy of your vote and promise all of your responses are confidential.]

Democrat Michael Bennet	55%
Republican Joe O'Dea	40
Another candidate	3
Did not vote for Senate	2
VOL: (Don't remember/Refused)	1

Q8. [IF NOT BENNET] Did you, at any point in this campaign, think about voting for Democrat Michael Bennet?

Yes	11%
No	89
VOL: (Don't know/Refused)	-

Q9. [IF NOT O'DEA] Did you, at any point in this campaign, think about voting for Republican Joe O'Dea?

Yes	11%
No	89
VOL: (Don't know/Refused)	-


SENSUM. [IF VOTED FOR BENNET OR O'DEA] Bennet v. O'Dea Solid/Wavering

Solid Bennet	50%
Wavering Bennet.....	5
Wavering O'Dea	4
Solid O'Dea.....	37
Total Considered Bennet.....	58%
Total Considered O'Dea	45%
Total Wavering	9


Q10A. [IF BENNET & SPLIT A] What were the one or two things about Michael Bennet that most made you want to vote FOR him?



Q10B. [IF BENNET & SPLIT B] What were the one or two things about Joe O'Dea that most made you want to vote AGAINST him?



Q11A. [IF O'DEA & SPLIT A] What were the one or two things about Joe O'Dea that most made you want to vote FOR him?



Q11B. [IF O'DEA & SPLIT B] What were the one or two things about Michael Bennet that made you want to vote AGAINST him?



VGEN. In the election for state representative, for which candidate did you vote?


The Democratic candidate	50%
The Republican candidate.....	43
Another candidate	1
Did not vote for state representative	4
VOL: (Don't remember/Refused).....	2

[This survey is being conducted for research purposes only. We respect the privacy of your vote and promise all of your responses are confidential.]


Q12. [IF NOT STRONG DEM & VOTED DEM CONSISTENTLY – N=182] In a few words, why did you vote for Democrats for Governor, U.S. Senate, and state legislature?



Q13. [IF NOT STRONG REP & VOTED REP CONSISTENTLY – N=108] In a few words, why did you vote for Republicans for Governor, U.S. Senate, and state legislature?



Q14. [IF VOTED FOR POLIS BUT NOT DEM FOR STATE LEG – N=40] In a few words, why did you vote for Democrat Jared Polis for Governor but not a Democrat for state representative?



Q15. [IF DISAPPROVE OF BIDEN & VOTED FOR BENNET – N=75] In a few words, why did you vote for Democrat Michael Bennet for U.S. Senate even though you disapprove of the job President Biden is doing in office?

Trump different
 not a Republican
 better rights economy
 best
Democrat
 good country people
 help good job
 locally

Q16T. [CODED OPEN END] Thinking about all of the elections for candidates up and down the ballot this year, which two issues were most important in how you decided who to vote for?

	<u>First</u>	<u>Total</u>		<u>First</u>	<u>Total</u>
Abortion	17%	37%	Housing.....	1	4
Economy/jobs	10	20	Health care/RX Drugs.....	*	3
Inflation/cost of living	11	19	Human Rights/Civil Rights/LGBT Rights	2	3
Immigration/Border	4	14	Social Security/Medicare	1	2
Democracy/Voting Rights	6	11	Education/schools	1	2
Crime/safety/drugs	2	8	Support Democrats.....	1	2
Taxes.....	4	8	Other.....	4	8
Anti-Trump/Anti-Maga	4	7	(Don't know/Refused)	3	5
Climate/Environment/Lands	3	7			
Guns/2nd Amendment	2	6	Economy/Jobs or Inflation	21	37%
Decency/Honesty/Leadership	2	5			
Anti-Democrats/Anti-Socialism.....	3	5			

B1. The following is a list of issues and priorities. For each, think of Democrats and Republicans up and down the ballot this year - from the candidates for Governor and U.S. Senate to the candidates for state legislature - and then indicate who you would trust more to handle each issue.

Who do you trust more to handle each of the following?

	TRUST MORE		DK
	Democrats	Republicans	
• [SPLIT B] [CLIMATE] Reducing air pollution and addressing climate change	62%	28	10
• [ABORTION] Dealing with the issue of abortion	58%	31	10
• [SPLIT A] [HC/RX DRUGS] Bringing down the cost of health care and prescription drugs	53%	36	11
• [SPLIT B] [MIDDLE CLASS] Looking out for working- and middle-class Coloradans	52%	40	7
• [SPLIT A] [LANDS] Protecting Colorado's public lands.....	52%	38	10
• [SPLIT A] [EDUCATION] Improving public education for Colorado's children.....	49%	39	12
• [SPLIT B] [ECONOMY] Improving the economy and creating good-paying jobs.....	47%	45	7
• [COST OF LIVING] Addressing Colorado's rising cost of living.....	45%	44	11
• [CRIME/SAFETY] Reducing crime and protecting public safety.....	41%	46	12

B2. Below are some descriptions. Thinking about Republicans up and down the ballot in Colorado this year as a group - from Heidi Ganahl and Joe O'Dea to the Republican candidates for state legislature... In your opinion, do each of these describe Republican candidates in Colorado well or not well?

	DESCRIBES		
	<u>Well</u>	<u>Not well</u>	<u>Not sure</u>
• [SPLIT B] Would try to ban abortion in Colorado If they took power	61%	24	15
• Too extreme	49%	38	13
• [SPLIT B] Care more about helping giant corporations and the wealthy than helping working families	49%	37	14
• [SPLIT A] Care more about pleasing Donald Trump than doing what's best for Colorado	48%	34	18
• [SPLIT A] Care more about banning abortion than improving the economy	47%	38	15
• [SPLIT A] Are mostly focused on the right things.....	45%	46	9
• [SPLIT A] Would get results for Colorado.....	43%	45	12
• [SPLIT B] Would take real action to save Colorado families money	41%	44	15
• [SPLIT B] Care about people like me	37%	50	13

B3. Below are some descriptions. Thinking about Democrats up and down the ballot in Colorado this year as a group - from Jared Polis and Michael Bennet to the Democratic candidates for state legislature... In your opinion, do each of these describe Democratic candidates in Colorado well or not well?

	DESCRIBES		
	<u>Well</u>	<u>Not well</u>	<u>Not sure</u>
• [SPLIT A] Are mostly focused on the right things.....	51%	44	6
• [SPLIT A] Have gotten results for Colorado.....	49%	42	8
• [SPLIT B] Care about people like me	47%	43	10
• [SPLIT B] Have taken real action to save Colorado families money	45%	43	12
• [SPLIT B] Support left-wing, socialist economic policies	45%	40	16
• [SPLIT A] Care more about pushing a woke, radical ideology than improving the economy.....	42%	49	9
• [SPLIT A] Care more about pleasing Joe Biden than doing what's best for Colorado	38%	47	14
• [SPLIT B] Soft on crime and easy on criminals.....	37%	50	13
• Too extreme	35%	55	10

B4. Below is a list of statements about issues facing Coloradans. Please indicate whether you agree or disagree with each.

	AGREE		DISAGREE		DK	NET	
	Strongly	Some	Some	Strongly		AGREE	DISAGREE
• [SPLIT B] I will be concerned if my state legislator does not take strong action to address drought and protect Colorado's water next year.....	56%	27	5	4	8	83%	9
• [SPLIT A] In this election, I could not vote for a candidate who wanted to ban abortion with no exceptions for rape or incest even if I agreed with them on other issues like the economy. / [SPLIT B] In this election, I could not vote for a candidate who wanted to ban abortion even if I agreed with them on other issues like the economy.....	47%	14	10	23	6	61%	33
Split A	46%	15	12	21	6	61%	33
Split B	49%	13	7	25	6	61%	33
• Republicans have embraced Donald Trump, Lauren Boebert, and MAGA extremism so much that I will have a hard time voting for them in the future.....	50%	8	8	31	4	57%	39

For statistical purposes only, please answer the following questions...

D100. What is your gender?

A man	48%
A woman.....	52
Self-describe.....	*
VOL: (Prefer not to say/Refused)	-

DAGE. Derived Age

18-29	11%
30-44	25
45-54	16
55-64	19
65+.....	29
VOL: (Refused).....	-

D102. What is the last grade of school or level of education you completed?

Did not complete high school	1%
Graduated high school	11
Attended technical/vocational school	6
Attended some college but no degree.....	23
Graduated two-year college with Associate's degree	13
Graduated four-year college with Bachelor's degree	26
Obtained Master's, PhD, or other professional degree (MD, DMD, etc.).....	20
VOL: (Refused).....	*

DRACE. Derived Race

Black/African American	3%
White/Caucasian	85
Hispanic/Latino	8
Asian/Asian American	2
Pacific Islander	-
Native American/American Indian/Indigenous	1
Middle Eastern/North African	*
Other	-
VOL: (Don't know/Refused).....	-

D105. When it comes to politics, do you generally think of yourself as:	Very liberal.....	16%	
	Somewhat liberal.....	18	
	Moderate.....	28	
	Somewhat conservative.....	20	
	Very conservative.....	17	
	VOL: (Don't know/Refused).....	1	
	LIBERAL (NET).....	34%	
	CONSERVATIVE (NET).....	37	
VH20. [IF BORN 2002 OR EARLIER] Thinking back, in the November 2020 general election for President, who did you vote for? Or did you not vote in that election?	Voted for Democrat Joe Biden.....	53%	
	Voted for Republican Donald Trump.....	39	
	Voted for someone else.....	5	
	Did not vote.....	3	
	VOL: (Refused).....	1	
		ALLOCATED BIDEN.....	53%
	ALLOCATED TRUMP.....	41	
PARTY. Party Reg [FROM SAMPLE]	Democrat.....	30%	
	Unaffiliated.....	41	
	Republican.....	28	
REGION_. Region	Colorado Springs-Pueblo DMA.....	16%	
	Denver/Boulder.....	18	
	East.....	15	
	Swing Suburbs.....	30	
	West.....	20	
DMA_. DMA	Denver DMA.....	78%	
	Not Denver DMA.....	22	